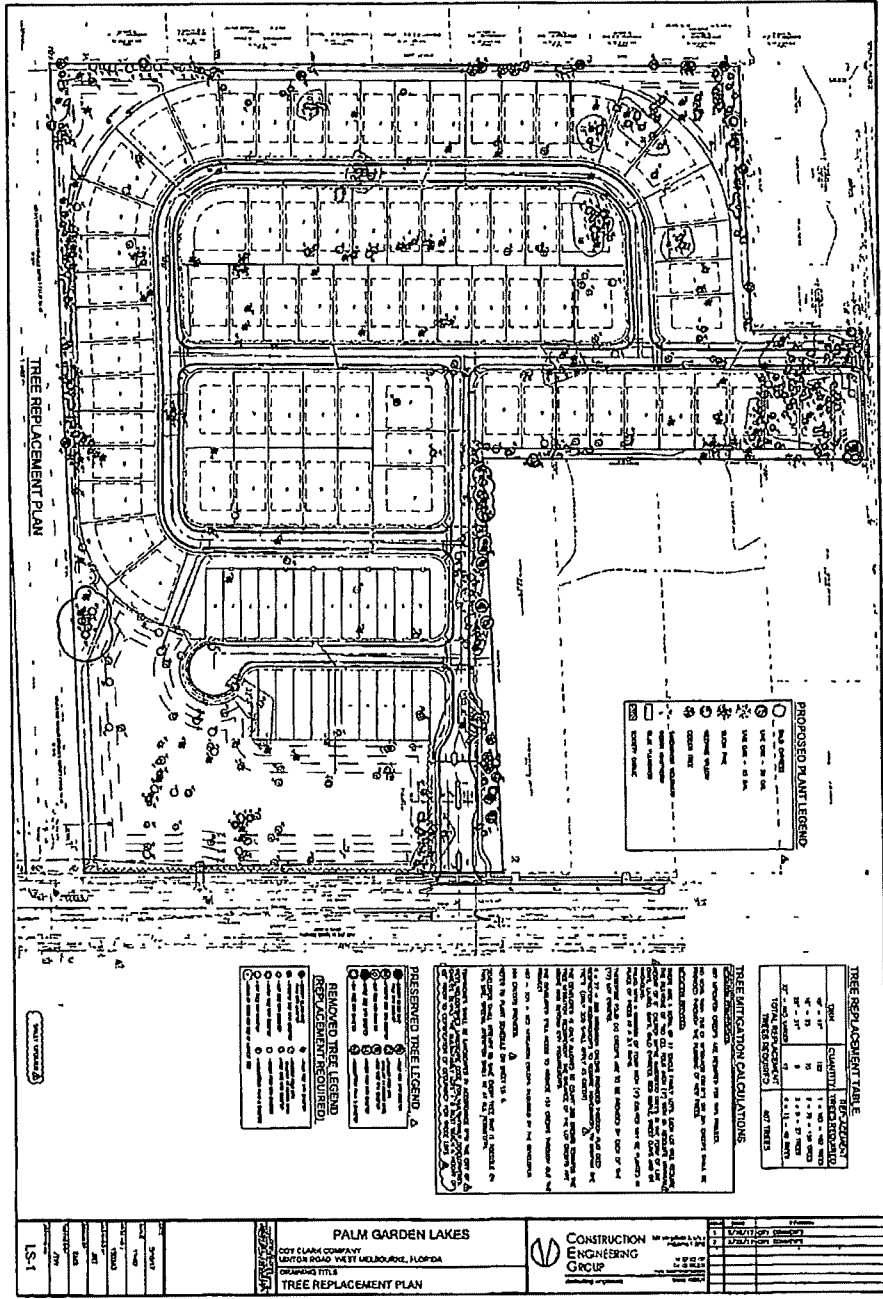


OR BK 7915 PG 2246

**EXHIBIT "B"**  
**TREE MITIGATION PLAN**

See Attached





TREE REPLACEMENT PLAN

**PROPOSED PLANT LEGEND**

- 12" - 18" DBH
- 18" - 24" DBH
- 24" - 30" DBH
- 30" - 36" DBH
- 36" - 42" DBH
- 42" - 48" DBH
- 48" - 54" DBH
- 54" - 60" DBH
- 60" - 66" DBH
- 66" - 72" DBH
- 72" - 78" DBH
- 78" - 84" DBH
- 84" - 90" DBH
- 90" - 96" DBH
- 96" - 102" DBH
- 102" - 108" DBH
- 108" - 114" DBH
- 114" - 120" DBH
- 120" - 126" DBH
- 126" - 132" DBH
- 132" - 138" DBH
- 138" - 144" DBH
- 144" - 150" DBH
- 150" - 156" DBH
- 156" - 162" DBH
- 162" - 168" DBH
- 168" - 174" DBH
- 174" - 180" DBH
- 180" - 186" DBH
- 186" - 192" DBH
- 192" - 198" DBH
- 198" - 204" DBH
- 204" - 210" DBH
- 210" - 216" DBH
- 216" - 222" DBH
- 222" - 228" DBH
- 228" - 234" DBH
- 234" - 240" DBH
- 240" - 246" DBH
- 246" - 252" DBH
- 252" - 258" DBH
- 258" - 264" DBH
- 264" - 270" DBH
- 270" - 276" DBH
- 276" - 282" DBH
- 282" - 288" DBH
- 288" - 294" DBH
- 294" - 300" DBH
- 300" - 306" DBH
- 306" - 312" DBH
- 312" - 318" DBH
- 318" - 324" DBH
- 324" - 330" DBH
- 330" - 336" DBH
- 336" - 342" DBH
- 342" - 348" DBH
- 348" - 354" DBH
- 354" - 360" DBH
- 360" - 366" DBH
- 366" - 372" DBH
- 372" - 378" DBH
- 378" - 384" DBH
- 384" - 390" DBH
- 390" - 396" DBH
- 396" - 402" DBH
- 402" - 408" DBH
- 408" - 414" DBH
- 414" - 420" DBH
- 420" - 426" DBH
- 426" - 432" DBH
- 432" - 438" DBH
- 438" - 444" DBH
- 444" - 450" DBH
- 450" - 456" DBH
- 456" - 462" DBH
- 462" - 468" DBH
- 468" - 474" DBH
- 474" - 480" DBH
- 480" - 486" DBH
- 486" - 492" DBH
- 492" - 498" DBH
- 498" - 504" DBH
- 504" - 510" DBH
- 510" - 516" DBH
- 516" - 522" DBH
- 522" - 528" DBH
- 528" - 534" DBH
- 534" - 540" DBH
- 540" - 546" DBH
- 546" - 552" DBH
- 552" - 558" DBH
- 558" - 564" DBH
- 564" - 570" DBH
- 570" - 576" DBH
- 576" - 582" DBH
- 582" - 588" DBH
- 588" - 594" DBH
- 594" - 600" DBH
- 600" - 606" DBH
- 606" - 612" DBH
- 612" - 618" DBH
- 618" - 624" DBH
- 624" - 630" DBH
- 630" - 636" DBH
- 636" - 642" DBH
- 642" - 648" DBH
- 648" - 654" DBH
- 654" - 660" DBH
- 660" - 666" DBH
- 666" - 672" DBH
- 672" - 678" DBH
- 678" - 684" DBH
- 684" - 690" DBH
- 690" - 696" DBH
- 696" - 702" DBH
- 702" - 708" DBH
- 708" - 714" DBH
- 714" - 720" DBH
- 720" - 726" DBH
- 726" - 732" DBH
- 732" - 738" DBH
- 738" - 744" DBH
- 744" - 750" DBH
- 750" - 756" DBH
- 756" - 762" DBH
- 762" - 768" DBH
- 768" - 774" DBH
- 774" - 780" DBH
- 780" - 786" DBH
- 786" - 792" DBH
- 792" - 798" DBH
- 798" - 804" DBH
- 804" - 810" DBH
- 810" - 816" DBH
- 816" - 822" DBH
- 822" - 828" DBH
- 828" - 834" DBH
- 834" - 840" DBH
- 840" - 846" DBH
- 846" - 852" DBH
- 852" - 858" DBH
- 858" - 864" DBH
- 864" - 870" DBH
- 870" - 876" DBH
- 876" - 882" DBH
- 882" - 888" DBH
- 888" - 894" DBH
- 894" - 900" DBH
- 900" - 906" DBH
- 906" - 912" DBH
- 912" - 918" DBH
- 918" - 924" DBH
- 924" - 930" DBH
- 930" - 936" DBH
- 936" - 942" DBH
- 942" - 948" DBH
- 948" - 954" DBH
- 954" - 960" DBH
- 960" - 966" DBH
- 966" - 972" DBH
- 972" - 978" DBH
- 978" - 984" DBH
- 984" - 990" DBH
- 990" - 996" DBH
- 996" - 1002" DBH
- 1002" - 1008" DBH
- 1008" - 1014" DBH
- 1014" - 1020" DBH
- 1020" - 1026" DBH
- 1026" - 1032" DBH
- 1032" - 1038" DBH
- 1038" - 1044" DBH
- 1044" - 1050" DBH
- 1050" - 1056" DBH
- 1056" - 1062" DBH
- 1062" - 1068" DBH
- 1068" - 1074" DBH
- 1074" - 1080" DBH
- 1080" - 1086" DBH
- 1086" - 1092" DBH
- 1092" - 1098" DBH
- 1098" - 1104" DBH
- 1104" - 1110" DBH
- 1110" - 1116" DBH
- 1116" - 1122" DBH
- 1122" - 1128" DBH
- 1128" - 1134" DBH
- 1134" - 1140" DBH
- 1140" - 1146" DBH
- 1146" - 1152" DBH
- 1152" - 1158" DBH
- 1158" - 1164" DBH
- 1164" - 1170" DBH
- 1170" - 1176" DBH
- 1176" - 1182" DBH
- 1182" - 1188" DBH
- 1188" - 1194" DBH
- 1194" - 1200" DBH
- 1200" - 1206" DBH
- 1206" - 1212" DBH
- 1212" - 1218" DBH
- 1218" - 1224" DBH
- 1224" - 1230" DBH
- 1230" - 1236" DBH
- 1236" - 1242" DBH
- 1242" - 1248" DBH
- 1248" - 1254" DBH
- 1254" - 1260" DBH
- 1260" - 1266" DBH
- 1266" - 1272" DBH
- 1272" - 1278" DBH
- 1278" - 1284" DBH
- 1284" - 1290" DBH
- 1290" - 1296" DBH
- 1296" - 1302" DBH
- 1302" - 1308" DBH
- 1308" - 1314" DBH
- 1314" - 1320" DBH
- 1320" - 1326" DBH
- 1326" - 1332" DBH
- 1332" - 1338" DBH
- 1338" - 1344" DBH
- 1344" - 1350" DBH
- 1350" - 1356" DBH
- 1356" - 1362" DBH
- 1362" - 1368" DBH
- 1368" - 1374" DBH
- 1374" - 1380" DBH
- 1380" - 1386" DBH
- 1386" - 1392" DBH
- 1392" - 1398" DBH
- 1398" - 1404" DBH
- 1404" - 1410" DBH
- 1410" - 1416" DBH
- 1416" - 1422" DBH
- 1422" - 1428" DBH
- 1428" - 1434" DBH
- 1434" - 1440" DBH
- 1440" - 1446" DBH
- 1446" - 1452" DBH
- 1452" - 1458" DBH
- 1458" - 1464" DBH
- 1464" - 1470" DBH
- 1470" - 1476" DBH
- 1476" - 1482" DBH
- 1482" - 1488" DBH
- 1488" - 1494" DBH
- 1494" - 1500" DBH
- 1500" - 1506" DBH
- 1506" - 1512" DBH
- 1512" - 1518" DBH
- 1518" - 1524" DBH
- 1524" - 1530" DBH
- 1530" - 1536" DBH
- 1536" - 1542" DBH
- 1542" - 1548" DBH
- 1548" - 1554" DBH
- 1554" - 1560" DBH
- 1560" - 1566" DBH
- 1566" - 1572" DBH
- 1572" - 1578" DBH
- 1578" - 1584" DBH
- 1584" - 1590" DBH
- 1590" - 1596" DBH
- 1596" - 1602" DBH
- 1602" - 1608" DBH
- 1608" - 1614" DBH
- 1614" - 1620" DBH
- 1620" - 1626" DBH
- 1626" - 1632" DBH
- 1632" - 1638" DBH
- 1638" - 1644" DBH
- 1644" - 1650" DBH
- 1650" - 1656" DBH
- 1656" - 1662" DBH
- 1662" - 1668" DBH
- 1668" - 1674" DBH
- 1674" - 1680" DBH
- 1680" - 1686" DBH
- 1686" - 1692" DBH
- 1692" - 1698" DBH
- 1698" - 1704" DBH
- 1704" - 1710" DBH
- 1710" - 1716" DBH
- 1716" - 1722" DBH
- 1722" - 1728" DBH
- 1728" - 1734" DBH
- 1734" - 1740" DBH
- 1740" - 1746" DBH
- 1746" - 1752" DBH
- 1752" - 1758" DBH
- 1758" - 1764" DBH
- 1764" - 1770" DBH
- 1770" - 1776" DBH
- 1776" - 1782" DBH
- 1782" - 1788" DBH
- 1788" - 1794" DBH
- 1794" - 1800" DBH
- 1800" - 1806" DBH
- 1806" - 1812" DBH
- 1812" - 1818" DBH
- 1818" - 1824" DBH
- 1824" - 1830" DBH
- 1830" - 1836" DBH
- 1836" - 1842" DBH
- 1842" - 1848" DBH
- 1848" - 1854" DBH
- 1854" - 1860" DBH
- 1860" - 1866" DBH
- 1866" - 1872" DBH
- 1872" - 1878" DBH
- 1878" - 1884" DBH
- 1884" - 1890" DBH
- 1890" - 1896" DBH
- 1896" - 1902" DBH
- 1902" - 1908" DBH
- 1908" - 1914" DBH
- 1914" - 1920" DBH
- 1920" - 1926" DBH
- 1926" - 1932" DBH
- 1932" - 1938" DBH
- 1938" - 1944" DBH
- 1944" - 1950" DBH
- 1950" - 1956" DBH
- 1956" - 1962" DBH
- 1962" - 1968" DBH
- 1968" - 1974" DBH
- 1974" - 1980" DBH
- 1980" - 1986" DBH
- 1986" - 1992" DBH
- 1992" - 1998" DBH
- 1998" - 2004" DBH
- 2004" - 2010" DBH
- 2010" - 2016" DBH
- 2016" - 2022" DBH
- 2022" - 2028" DBH
- 2028" - 2034" DBH
- 2034" - 2040" DBH
- 2040" - 2046" DBH
- 2046" - 2052" DBH
- 2052" - 2058" DBH
- 2058" - 2064" DBH
- 2064" - 2070" DBH
- 2070" - 2076" DBH
- 2076" - 2082" DBH
- 2082" - 2088" DBH
- 2088" - 2094" DBH
- 2094" - 2100" DBH
- 2100" - 2106" DBH
- 2106" - 2112" DBH
- 2112" - 2118" DBH
- 2118" - 2124" DBH
- 2124" - 2130" DBH
- 2130" - 2136" DBH
- 2136" - 2142" DBH
- 2142" - 2148" DBH
- 2148" - 2154" DBH
- 2154" - 2160" DBH
- 2160" - 2166" DBH
- 2166" - 2172" DBH
- 2172" - 2178" DBH
- 2178" - 2184" DBH
- 2184" - 2190" DBH
- 2190" - 2196" DBH
- 2196" - 2202" DBH
- 2202" - 2208" DBH
- 2208" - 2214" DBH
- 2214" - 2220" DBH
- 2220" - 2226" DBH
- 2226" - 2232" DBH
- 2232" - 2238" DBH
- 2238" - 2244" DBH
- 2244" - 2250" DBH
- 2250" - 2256" DBH
- 2256" - 2262" DBH
- 2262" - 2268" DBH
- 2268" - 2274" DBH
- 2274" - 2280" DBH
- 2280" - 2286" DBH
- 2286" - 2292" DBH
- 2292" - 2298" DBH
- 2298" - 2304" DBH
- 2304" - 2310" DBH
- 2310" - 2316" DBH
- 2316" - 2322" DBH
- 2322" - 2328" DBH
- 2328" - 2334" DBH
- 2334" - 2340" DBH
- 2340" - 2346" DBH
- 2346" - 2352" DBH
- 2352" - 2358" DBH
- 2358" - 2364" DBH
- 2364" - 2370" DBH
- 2370" - 2376" DBH
- 2376" - 2382" DBH
- 2382" - 2388" DBH
- 2388" - 2394" DBH
- 2394" - 2400" DBH
- 2400" - 2406" DBH
- 2406" - 2412" DBH
- 2412" - 2418" DBH
- 2418" - 2424" DBH
- 2424" - 2430" DBH
- 2430" - 2436" DBH
- 2436" - 2442" DBH
- 2442" - 2448" DBH
- 2448" - 2454" DBH
- 2454" - 2460" DBH
- 2460" - 2466" DBH
- 2466" - 2472" DBH
- 2472" - 2478" DBH
- 2478" - 2484" DBH
- 2484" - 2490" DBH
- 2490" - 2496" DBH
- 2496" - 2502" DBH
- 2502" - 2508" DBH
- 2508" - 2514" DBH
- 2514" - 2520" DBH
- 2520" - 2526" DBH
- 2526" - 2532" DBH
- 2532" - 2538" DBH
- 2538" - 2544" DBH
- 2544" - 2550" DBH
- 2550" - 2556" DBH
- 2556" - 2562" DBH
- 2562" - 2568" DBH
- 2568" - 2574" DBH
- 2574" - 2580" DBH
- 2580" - 2586" DBH
- 2586" - 2592" DBH
- 2592" - 2598" DBH
- 2598" - 2604" DBH
- 2604" - 2610" DBH
- 2610" - 2616" DBH
- 2616" - 2622" DBH
- 2622" - 2628" DBH
- 2628" - 2634" DBH
- 2634" - 2640" DBH
- 2640" - 2646" DBH
- 2646" - 2652" DBH
- 2652" - 2658" DBH
- 2658" - 2664" DBH
- 2664" - 2670" DBH
- 2670" - 2676" DBH
- 2676" - 2682" DBH
- 2682" - 2688" DBH
- 2688" - 2694" DBH
- 2694" - 2700" DBH
- 2700" - 2706" DBH
- 2706" - 2712" DBH
- 2712" - 2718" DBH
- 2718" - 2724" DBH
- 2724" - 2730" DBH
- 2730" - 2736" DBH
- 2736" - 2742" DBH
- 2742" - 2748" DBH
- 2748" - 2754" DBH
- 2754" - 2760" DBH
- 2760" - 2766" DBH
- 2766" - 2772" DBH
- 2772" - 2778" DBH
- 2778" - 2784" DBH
- 2784" - 2790" DBH
- 2790" - 2796" DBH
- 2796" - 2802" DBH
- 2802" - 2808" DBH
- 2808" - 2814" DBH
- 2814" - 2820" DBH
- 2820" - 2826" DBH
- 2826" - 2832" DBH
- 2832" - 2838" DBH
- 2838" - 2844" DBH
- 2844" - 2850" DBH
- 2850" - 2856" DBH
- 2856" - 2862" DBH
- 2862" - 2868" DBH
- 2868" - 2874" DBH
- 2874" - 2880" DBH
- 2880" - 2886" DBH
- 2886" - 2892" DBH
- 2892" - 2898" DBH
- 2898" - 2904" DBH
- 2904" - 2910" DBH
- 2910" - 2916" DBH
- 2916" - 2922" DBH
- 2922" - 2928" DBH
- 2928" - 2934" DBH
- 2934" - 2940" DBH
- 2940" - 2946" DBH
- 2946" - 2952" DBH
- 2952" - 2958" DBH
- 2958" - 2964" DBH
- 2964" - 2970" DBH
- 2970" - 2976" DBH
- 2976" - 2982" DBH
- 2982" - 2988" DBH
- 2988" - 2994" DBH
- 2994" - 3000" DBH

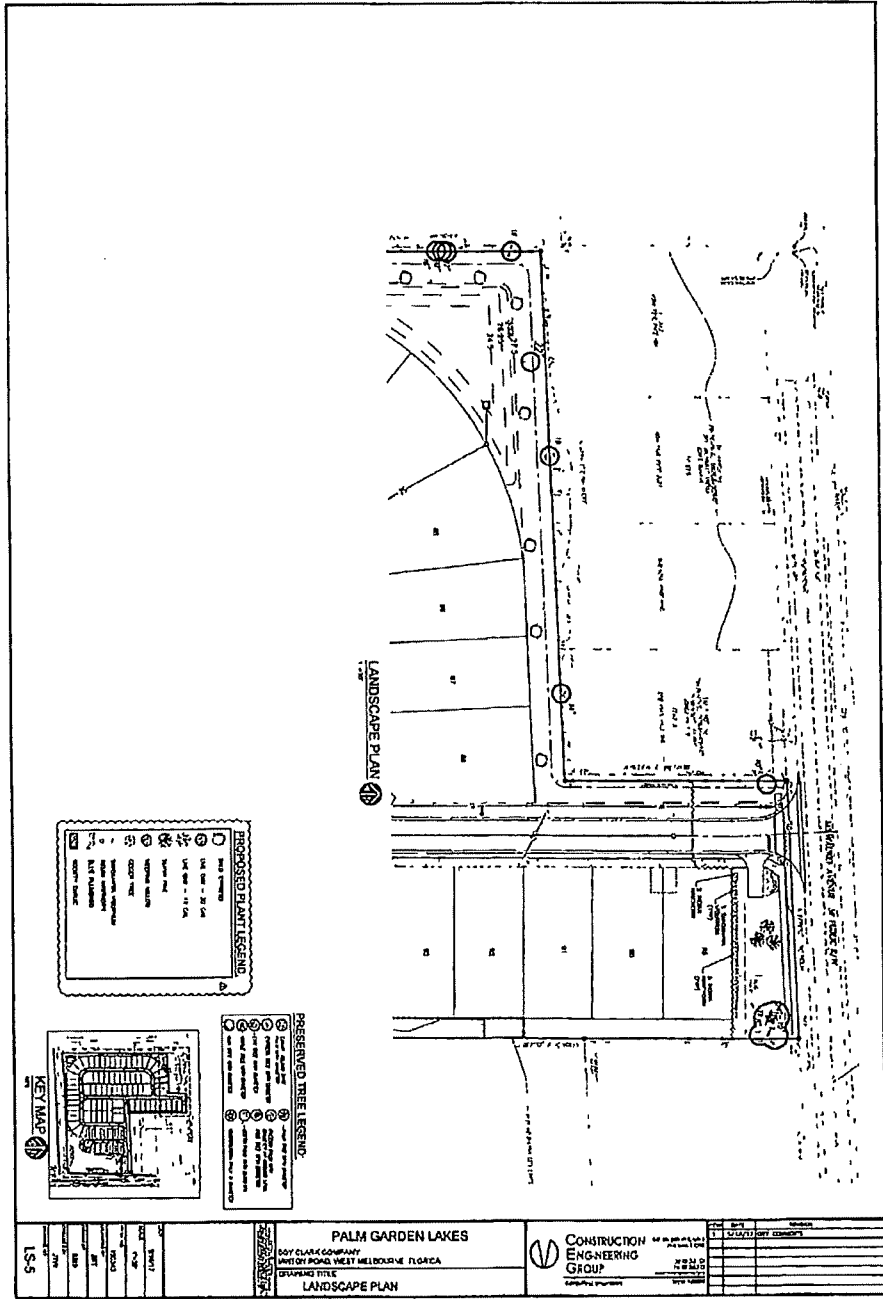
**TREE REPLACEMENT TABLE**

SPECIES	QUANTITY	REMARKS
12" - 18" DBH	120	1. 12" - 18" DBH
18" - 24" DBH	80	2. 18" - 24" DBH
24" - 30" DBH	40	3. 24" - 30" DBH
30" - 36" DBH	20	4. 30" - 36" DBH
36" - 42" DBH	10	5. 36" - 42" DBH
42" - 48" DBH	5	6. 42" - 48" DBH
48" - 54" DBH	2	7. 48" - 54" DBH
54" - 60" DBH	1	8. 54" - 60" DBH
60" - 66" DBH	1	9. 60" - 66" DBH
66" - 72" DBH	1	10. 66" - 72" DBH
72" - 78" DBH	1	11. 72" - 78" DBH
78" - 84" DBH	1	12. 78" - 84" DBH
84" - 90" DBH	1	13. 84" - 90" DBH
90" - 96" DBH	1	14. 90" - 96" DBH
96" - 102" DBH	1	15. 96" - 102" DBH
102" - 108" DBH	1	16. 102" - 108" DBH
108" - 114" DBH	1	17. 108" - 114" DBH
114" - 120" DBH	1	18. 114" - 120" DBH
120" - 126" DBH	1	19. 120" - 126" DBH
126" - 132" DBH	1	20. 126" - 132" DBH
132" - 138" DBH	1	21. 132" - 138" DBH
138" - 144" DBH	1	22. 138" - 144" DBH
144" - 150" DBH	1	23. 144" - 150" DBH
150" - 156" DBH	1	24. 150" - 156" DBH
156" - 162" DBH	1	25. 156" - 162" DBH
162"		



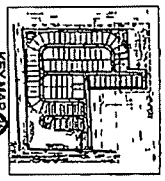






**PROPOSED PLANT LEGEND**

①	10' - 12' - 18' Ht.	10' - 12' - 18' Ht.
②	12' - 18' - 24' Ht.	12' - 18' - 24' Ht.
③	24' - 30' - 36' Ht.	24' - 30' - 36' Ht.
④	36' - 42' - 48' Ht.	36' - 42' - 48' Ht.
⑤	48' - 54' - 60' Ht.	48' - 54' - 60' Ht.
⑥	60' - 66' - 72' Ht.	60' - 66' - 72' Ht.
⑦	72' - 78' - 84' Ht.	72' - 78' - 84' Ht.
⑧	84' - 90' - 96' Ht.	84' - 90' - 96' Ht.
⑨	96' - 102' - 108' Ht.	96' - 102' - 108' Ht.
⑩	108' - 114' - 120' Ht.	108' - 114' - 120' Ht.



**PRESERVED TREE LEGEND**

①	10' - 12' - 18' Ht.	10' - 12' - 18' Ht.
②	12' - 18' - 24' Ht.	12' - 18' - 24' Ht.
③	24' - 30' - 36' Ht.	24' - 30' - 36' Ht.
④	36' - 42' - 48' Ht.	36' - 42' - 48' Ht.
⑤	48' - 54' - 60' Ht.	48' - 54' - 60' Ht.
⑥	60' - 66' - 72' Ht.	60' - 66' - 72' Ht.
⑦	72' - 78' - 84' Ht.	72' - 78' - 84' Ht.
⑧	84' - 90' - 96' Ht.	84' - 90' - 96' Ht.
⑨	96' - 102' - 108' Ht.	96' - 102' - 108' Ht.
⑩	108' - 114' - 120' Ht.	108' - 114' - 120' Ht.

15-5 DATE: _____ DRAWN BY: _____ CHECKED BY: _____ APPROVED BY: _____	<b>PALM GARDEN LAKES</b> BOY CLARK COMPANY 10101 ROAD WEST MELBOURNE, FLORIDA DRAWING TITLE <b>LANDSCAPE PLAN</b>	<b>CONSTRUCTION ENGINEERING GROUP</b> 10101 ROAD WEST MELBOURNE, FLORIDA DRAWING TITLE <b>LANDSCAPE PLAN</b>	SHEET NO. _____ TOTAL SHEETS _____ DATE: _____ DRAWN BY: _____ CHECKED BY: _____ APPROVED BY: _____
	PROJECT NO. _____ CLIENT: _____ ADDRESS: _____ CITY: _____ STATE: _____ ZIP: _____ PROJECT DESCRIPTION: _____ DATE OF ISSUE: _____		

**SMALL TREE GUIDING DETAIL**

**SHRUB AND CHOUDROCKOVER PLANTING DETAIL**

**THREE PLANTING AND GUIDING DETAIL**

**NOTES**

1. ALL PLANTING SHALL BE DONE IN ACCORDANCE WITH THE LATEST EDITION OF THE STANDARD SPECIFICATIONS FOR PUBLIC WORKS, SECTION 2800, AND THE LATEST EDITION OF THE STANDARD SPECIFICATIONS FOR LANDSCAPE ARCHITECTURE, SECTION 2800.

2. ALL PLANTING SHALL BE DONE IN ACCORDANCE WITH THE LATEST EDITION OF THE STANDARD SPECIFICATIONS FOR PUBLIC WORKS, SECTION 2800, AND THE LATEST EDITION OF THE STANDARD SPECIFICATIONS FOR LANDSCAPE ARCHITECTURE, SECTION 2800.

3. ALL PLANTING SHALL BE DONE IN ACCORDANCE WITH THE LATEST EDITION OF THE STANDARD SPECIFICATIONS FOR PUBLIC WORKS, SECTION 2800, AND THE LATEST EDITION OF THE STANDARD SPECIFICATIONS FOR LANDSCAPE ARCHITECTURE, SECTION 2800.

4. ALL PLANTING SHALL BE DONE IN ACCORDANCE WITH THE LATEST EDITION OF THE STANDARD SPECIFICATIONS FOR PUBLIC WORKS, SECTION 2800, AND THE LATEST EDITION OF THE STANDARD SPECIFICATIONS FOR LANDSCAPE ARCHITECTURE, SECTION 2800.

5. ALL PLANTING SHALL BE DONE IN ACCORDANCE WITH THE LATEST EDITION OF THE STANDARD SPECIFICATIONS FOR PUBLIC WORKS, SECTION 2800, AND THE LATEST EDITION OF THE STANDARD SPECIFICATIONS FOR LANDSCAPE ARCHITECTURE, SECTION 2800.

PLANT SCHEDULE FOR CONCRETE DETAIL		PLANT SCHEDULE FOR CONCRETE DETAIL	
NO.	PLANT NAME	NO.	PLANT NAME
1	SMALL TREE	1	SMALL TREE
2	SMALL TREE	2	SMALL TREE
3	SMALL TREE	3	SMALL TREE
4	SMALL TREE	4	SMALL TREE
5	SMALL TREE	5	SMALL TREE
6	SMALL TREE	6	SMALL TREE
7	SMALL TREE	7	SMALL TREE
8	SMALL TREE	8	SMALL TREE
9	SMALL TREE	9	SMALL TREE
10	SMALL TREE	10	SMALL TREE
11	SMALL TREE	11	SMALL TREE
12	SMALL TREE	12	SMALL TREE
13	SMALL TREE	13	SMALL TREE
14	SMALL TREE	14	SMALL TREE
15	SMALL TREE	15	SMALL TREE
16	SMALL TREE	16	SMALL TREE
17	SMALL TREE	17	SMALL TREE
18	SMALL TREE	18	SMALL TREE
19	SMALL TREE	19	SMALL TREE
20	SMALL TREE	20	SMALL TREE
21	SMALL TREE	21	SMALL TREE
22	SMALL TREE	22	SMALL TREE
23	SMALL TREE	23	SMALL TREE
24	SMALL TREE	24	SMALL TREE
25	SMALL TREE	25	SMALL TREE
26	SMALL TREE	26	SMALL TREE
27	SMALL TREE	27	SMALL TREE
28	SMALL TREE	28	SMALL TREE
29	SMALL TREE	29	SMALL TREE
30	SMALL TREE	30	SMALL TREE
31	SMALL TREE	31	SMALL TREE
32	SMALL TREE	32	SMALL TREE
33	SMALL TREE	33	SMALL TREE
34	SMALL TREE	34	SMALL TREE
35	SMALL TREE	35	SMALL TREE
36	SMALL TREE	36	SMALL TREE
37	SMALL TREE	37	SMALL TREE
38	SMALL TREE	38	SMALL TREE
39	SMALL TREE	39	SMALL TREE
40	SMALL TREE	40	SMALL TREE
41	SMALL TREE	41	SMALL TREE
42	SMALL TREE	42	SMALL TREE
43	SMALL TREE	43	SMALL TREE
44	SMALL TREE	44	SMALL TREE
45	SMALL TREE	45	SMALL TREE
46	SMALL TREE	46	SMALL TREE
47	SMALL TREE	47	SMALL TREE
48	SMALL TREE	48	SMALL TREE
49	SMALL TREE	49	SMALL TREE
50	SMALL TREE	50	SMALL TREE
51	SMALL TREE	51	SMALL TREE
52	SMALL TREE	52	SMALL TREE
53	SMALL TREE	53	SMALL TREE
54	SMALL TREE	54	SMALL TREE
55	SMALL TREE	55	SMALL TREE
56	SMALL TREE	56	SMALL TREE
57	SMALL TREE	57	SMALL TREE
58	SMALL TREE	58	SMALL TREE
59	SMALL TREE	59	SMALL TREE
60	SMALL TREE	60	SMALL TREE
61	SMALL TREE	61	SMALL TREE
62	SMALL TREE	62	SMALL TREE
63	SMALL TREE	63	SMALL TREE
64	SMALL TREE	64	SMALL TREE
65	SMALL TREE	65	SMALL TREE
66	SMALL TREE	66	SMALL TREE
67	SMALL TREE	67	SMALL TREE
68	SMALL TREE	68	SMALL TREE
69	SMALL TREE	69	SMALL TREE
70	SMALL TREE	70	SMALL TREE
71	SMALL TREE	71	SMALL TREE
72	SMALL TREE	72	SMALL TREE
73	SMALL TREE	73	SMALL TREE
74	SMALL TREE	74	SMALL TREE
75	SMALL TREE	75	SMALL TREE
76	SMALL TREE	76	SMALL TREE
77	SMALL TREE	77	SMALL TREE
78	SMALL TREE	78	SMALL TREE
79	SMALL TREE	79	SMALL TREE
80	SMALL TREE	80	SMALL TREE
81	SMALL TREE	81	SMALL TREE
82	SMALL TREE	82	SMALL TREE
83	SMALL TREE	83	SMALL TREE
84	SMALL TREE	84	SMALL TREE
85	SMALL TREE	85	SMALL TREE
86	SMALL TREE	86	SMALL TREE
87	SMALL TREE	87	SMALL TREE
88	SMALL TREE	88	SMALL TREE
89	SMALL TREE	89	SMALL TREE
90	SMALL TREE	90	SMALL TREE
91	SMALL TREE	91	SMALL TREE
92	SMALL TREE	92	SMALL TREE
93	SMALL TREE	93	SMALL TREE
94	SMALL TREE	94	SMALL TREE
95	SMALL TREE	95	SMALL TREE
96	SMALL TREE	96	SMALL TREE
97	SMALL TREE	97	SMALL TREE
98	SMALL TREE	98	SMALL TREE
99	SMALL TREE	99	SMALL TREE
100	SMALL TREE	100	SMALL TREE

**LS 8**

**PALM GARDEN LAKES**  
 GUY CLARK COMPANY  
 11410 N. W. 11th Avenue, Fort Lauderdale, Florida  
 PROJECT TITLE  
 LANDSCAPE DETAILS

**CONSTRUCTION ENGINEERING GROUP**  
 11410 N. W. 11th Avenue, Fort Lauderdale, Florida  
 PROJECT TITLE  
 LANDSCAPE DETAILS