

# Bay Tree Homeowners Association ARC Design Guidelines & Procedures



<b>Approved Date:</b>	<b>January 2026</b>
<b>Approved by</b>	<b>Title</b>
<b>Doug Thoma</b>	<b>President</b>
<b>Jan McCrystal</b>	<b>Vice President</b>
<b>Michael McCarthy</b>	<b>Treasurer</b>
Printed	January 2026

## Contents

Overview	1
Authority	1
Amendment	2
Property Owner Responsibilities	2
Violations	2
Procedures	3
Pre-submission discussions with the ARC	3
Application for ARC Approval	3
Approval Process	3
Disapproval	3
Approved Applications	4
Indemnification of ARC Actions	4
ARC Meetings	4
Design Guidelines	5
Contractors	5
Lot Usage	5
Home Exterior	6
Roof and Roof Design	7
Landscaping and Ornaments	7
Driveways and Sidewalks	9
Fences and Walls	9
Utility and Antennas	9
Solar Water Heaters and Clotheslines	10
Signs and Advertising	10
Garbage, Trash, and Vegetation	10
Accessory or Temporary Buildings.	10
Common Area Changes	10
Colors and Building Materials	11
House Exterior Colors	11
House Trim (Accent) Colors	12
Lanai and Windows	14

Tiled Roof	14
Fences	14
Driveways, Sidewalks, and Parking Lots	15
Non-Compliance with ARC Guidelines	17
Remedy of Fines	17

## Update History

### December 2025

Paragraph	Change
*	Miscellaneous grammatical improvements.
6	Revised - <b>any ARC member</b> <del>ARC Chairperson</del> may approve the application.
7	Removed - <del>In accordance with the Covenants, Section 9, the Bay Tree HOA has empowered the ARC to monitor and enforce adherence to the covenants.</del>
16	Revised - Applications shall be submitted at least <del>48</del> <b>72</b> hours before an upcoming meeting to be added to the agenda for the meeting.
45	Revised - Repairs, replacing like-for-like using colors and materials listed in the current Design Guidelines, including repainting, replacements, and normal routine maintenance that does not alter the look and feel of the home may be approved by one ARC member outside an ARC meeting. <del>does not require written ARC approval.</del>
52	Revised: Awnings and shade sails may be considered if they meet the following criteria: They shall be of a <b>plain</b> design without decorative features, such as scallops, fringes, etc.  Frames or structural supports for canvas awnings (or similar material) shall be factory white, <b>brown</b> , or match the color of the house.
77	Revised: Mulch, <b>gravel</b> , <del>rocks</del> , bricks, timber, and similar materials may be used minimally as design elements but should not dominate the landscape design. Monolithic paving or covering front or side yards or portions thereof with gravel, <del>stones</del> , or pebbles as the principal design element will not be permitted.
113	Added - <b>Adjacent Homes may not have the same trim color.</b>
121	Revised - Paver size must be <del>6x9 inches</del> . <b>a minimum of 6 inches and a maximum of 12 inches. The preferred size is 6x9 inches.</b>
124	Added - Pavers must be installed in a 45-degree or 90-degree herringbone, <b>L, T, or comparable pattern</b> with a solid border as seen from the street.
126	Added - Driveways shall be no more than nineteen (19) feet wide. <b>When replacing driveways, a minimum 2.5" PVC conduit must be installed 4 feet from the curb for future plumbing/wiring needs. It is recommended to insert a piece of wire through this to make it easier to find with a metal detector.</b>

Bay Tree Homeowners Association  
ARC Design Guidelines

## Overview

1. Section 9 of the Declaration of Covenants and Restrictions (hereinafter Covenants) for the Bay Tree Subdivision, authorizes the Board of Directors to appoint an Architectural Review Committee (hereinafter ARC) to interpret and enforce those Covenants which regulate the use of all lots and common property within the Bay Tree community.
2. **Covenants Section 9.3 defines the overall goal to ensure uniformity of design, aesthetic, and complementary colors, landscape, and construction. The ARC shall provide for systematic and uniform review of all proposed improvements and construction of any time or nature whatsoever within Bay Tree.** The consistent and effective enforcement of the covenants will enhance the appearance of our neighborhood and preserve property values. Your compliance with the Covenants and Design Guidelines helps to achieve these goals and continues to promote the neighborly atmosphere of Bay Tree.
3. To achieve this purpose, this **Design Guidelines and Procedures (hereinafter DG&P) document** shall be applied by the ARC in a consistent and common sense manner (a) in recognition that every residential lot has distinctive features and each home has unique attributes to its Property Owner and (b) to preserve “the natural Bay Tree look” and property values whether engaged in the approval of new construction, additions, alterations and/or renovations to any existing structure and the maintenance of residential lots and homes.
4. Once approved by the Bay Tree HOA Board of Directors (hereinafter BOD) and filed in the public records of St. Lucie County as per FS 720.306(1)(e), these DG&P supersede all prior Design Guidelines. Violations of previous formal and informal guidelines, relating to the ARC’s goals, that exist prior to the BOD acceptance and filing of these DG&P will be treated as a variance under the Covenants Section 9.6.

## Authority

5. FL Statute 720.3035 states the authority of an association or ARC shall be permitted only to the extent that the authority is specifically stated or reasonably inferred as to such location, size, type, or appearance in the declaration of covenants or other published guidelines and standards authorized by the declaration of covenants. The ARC derives authority from Covenants Section 9.
6. These DG&P explain the design and development standards and criteria established for Bay Tree as they apply to all residences. Items have been grouped into several categories and do not necessarily follow the order of the Covenants. In case of any conflict between the covenants and this document, the Covenants prevail. Furthermore, any conflict between the Covenants and State/Federal statutes, the statutes prevail. The order of precedence is: US Constitution, Florida Constitution, Florida Statutes, County Regulations, Bay Tree Bylaws, Bay Tree Covenants, and DG&P. Some improvements may be subject to the rules and regulations of St Lucie County and may require building permits. The ARC only rules on the aesthetics of any improvement and not its validity or legality. All approvals must be written and signed by the majority of the ARC or BOD. For routine maintenance or emergency repairs, any ARC member may approve the application.
7. Past noncompliance in no way restricts future enforcement. **All additions, changes, or modifications to the exterior of your home, fences, major landscaping, buildings, and any other permanent structure undertaken after the approval date of these DG&P must have prior approval by the ARC before beginning work.**

Bay Tree Homeowners Association  
ARC Design Guidelines

8. In the event a homeowner seeks approval for items not explicitly addressed by these guidelines, the request will be evaluated against ensuring uniformity of design, aesthetic, and complementary colors, landscape, and construction with the future goals of our Bay Tree community. In order to expedite approval, requests should conform to Bay Tree's "Mediterranean Style" theme based on our Hanson Hacienda roofing and matching color scheme. Proposed improvements must be compatible with the architectural characteristics of the applicant's house, adjoining houses, and the neighborhood setting. Compatibility is defined as similarity in architectural style, quality of workmanship, use of like or similar building and landscape materials, colors, and construction details. Approval is at the sole discretion of the majority of the ARC members. Homeowners who complete a change without prior written approval from the ARC will be required to submit an application for approval after the fact. If the application is denied, then it will be the homeowner's responsibility to bring the property into immediate compliance at the homeowner's expense.
9. If a home requires emergency repairs such as a leaking roof, hurricane damage, or other unplanned maintenance issues that, if not fixed immediately, will cause further damage to the home, the ARC approval for in-kind replacements of the same color, materials, and style is waived for this repair. All other improvements and repairs shall continue to follow the Design Guidelines. Before commencing the repair, a homeowner shall submit a complete ARC application with the words "EMERGENCY REPAIR" in the description.

#### Amendment

10. These DG&P may be amended at any time by majority vote of the Bay Tree HOA Board of Directors. Any action by a Property Owner shall be subject to the approved DG&P in effect at the time of their application is determined to be complete and accepted by the ARC as per procedures herein.

#### Property Owner Responsibilities

11. Before beginning a construction, exterior improvement, or landscaping project, Property Owners are urged to become familiar with the provisions of the Covenants and the DG&P. Building work permits issued by St Lucie County are required for most significant projects affecting the exterior of a home, external property (i.e., landscape, driveway, pools, decks, etc.), and adjacent common grounds. ARC members are available to assist Property Owners and Contractors in fully understanding the DG&P and the necessary documentation prior to beginning a project.

#### Violations

12. Homeowners who wish to address a violation shall submit a signed Architecture Complaint Form to the property management company. The complaint will be sent to the BOD and investigated by the ARC. If there is a violation, the ARC will work with the homeowner to get it resolved. The details of the complaint and the outcome will become part of the HOA's official records.

*No neighbor is authorized to unilaterally enforce any provisions of these guidelines.*

Bay Tree Homeowners Association  
ARC Design Guidelines

## Procedures

### Pre-submission discussions with the ARC

13. Applicants may request a meeting with the ARC to discuss any proposed improvement. This meeting is to obtain information regarding the rules and regulations herein provided for, along with the Covenants Section 9.8. Prior to the commencement of any work on any lot, an applicant must submit a complete application to the ARC and receive written approval from the ARC or BOD.
14. All ARC meetings will be posted at least three days in advance and are open to all Bay Tree members to attend. These meetings may be held in the clubhouse. Any discussions held outside the published ARC meetings are unofficial, cannot be referenced, and no ARC approval may be assumed.

### Application for ARC Approval

15. The ARC will provide the latest version of the Architecture Review Application form, the applicable DG&P, and answer questions about the approval procedures. The fully executed application packet must be formally submitted and received by the ARC Chairperson before review may commence. Any submissions missing required information will be noted and the review process does not commence until this is provided.
16. The ARC Chairperson will mark the application with the date the application is received. Any additional information that the ARC may reasonably require must be provided to the ARC at its written request. Applications shall be submitted at least 72 hours before an upcoming meeting to be added to the agenda for the meeting.
17. The submission date may be the later of the date the **complete application** is received by the ARC Chairperson or the date the ARC members determine all information is complete. If the ARC requests additional information in writing, the date the ARC receives, reviews, and determines the application is complete is the start of the 30-day review period. The specific process is fully documented in Covenants Section 9.8.

### Approval Process

18. The ARC will review the Application prior to and/or during their scheduled monthly meeting. The homeowner is encouraged to attend this meeting to provide additional details or clarity if needed. The meeting will be canceled if a quorum of the ARC members cannot attend and/or the meeting decorum becomes unreasonable. The ARC may approve or deny the application at this meeting or schedule a follow-up meeting if necessary. The ARC has up to thirty (30) calendar days to provide a written response from the day the Application packet is received. If the ARC fails to provide a written response within thirty (30) days, the application is automatically approved as submitted. If the ARC requests additional information via a written response within the 30 day period, the thirty (30) day approval period begins when the requested material is received and determined to be sufficient.

### Disapproval

19. In accordance with the Covenants, Section 9.9, the homeowner may not commence work on the project if the application is denied. The applicant may request a formal meeting with the ARC to review plans and specifications as submitted, along with the ARC instructions for compliance. This meeting must take place within thirty (30) calendar days after the written request is received. The ARC may consider new or clarified information and provide a final written declaration no later than

## Bay Tree Homeowners Association ARC Design Guidelines

thirty (30) calendar days after this meeting. If the ARC fails to provide a response within thirty (30) calendar days, the application is automatically approved as submitted.

20. Upon a second disapproval by the ARC, the Applicant may request a formal meeting before the Bay Tree Board of Directors, which shall take place no later than thirty (30) calendar days subsequent to the receipt by the Board of Directors of the written notice of the request for such meeting (unless Applicant waives this time requirement in writing). The Board of Directors shall make a final decision no later than thirty (30) calendar days after such meeting; and, in the event the Board of Directors fails to provide such written decision, such plans and specifications shall be deemed approved. The decision of the Board of Directors shall be final and binding upon the applicant, his heirs, and assigns.

### Approved Applications

21. All approved applications are only valid for six (6) months from the date they are approved. If the project is not completed within this period, the application must be updated and resubmitted for further review and approval. Any work performed without a current approved application is subject to enforcement action.
22. Construction materials cannot remain on HOA common property for more than 2 weeks. To facilitate emergency vehicle traffic, no construction materials may be stored in the street overnight. No construction debris and/or unfinished work may persist for more than five (5) calendar days after the project is completed. If there are extenuating circumstances, it is the homeowner's responsibility to notify the ARC.

### Indemnification of ARC Actions

23. As per the Covenants Section 9.13, Neither the directors or officers of the Association, the members of the ARC, nor any person acting on behalf of any of them, shall be liable for any costs or damages incurred by any Owner within Bay Tree, due to any mistakes in judgment, negligence or any action of the ARC in connection with the approval or disapproval of plans and specifications. Each party submitting plans and specifications for approval shall be solely responsible for the sufficiency thereof and for the quality of construction performed pursuant thereto.

### ARC Meetings

24. Florida statute 720.303.2(a) requires that all ARC meetings be conducted in the same manner as Board of Directors meetings. The Bay Tree Bylaws Article 7 requires meetings to follow Parliamentary Procedures based on the latest edition of Robert's Rules of Order.
25. Homeowners are encouraged to attend all ARC meetings. When a vote is considered, there will be an open forum whereby each homeowner may speak for up to three (3) minutes on the current topic. At all other times during the ARC meeting, the homeowner shall quietly prepare for their turn to speak.
26. If a topic is not on the current agenda, a homeowner may request that additional topics be added to the next meeting's agenda.
27. The Bay Tree Bylaws, Article 7 states Robert's Rules of Order (latest edition) will govern the conduct of meetings. In the event a meeting cannot be accomplished through parliamentary procedures, the ARC chair may ask for a motion to impose a penalty on a member with the discipline issue. Some, but not all, possible motions may include:



Bay Tree Homeowners Association  
ARC Design Guidelines

- \* A motion that the member must apologize.
  - \* A motion that the member must leave the hall during the remainder of the meeting.
  - \* A motion to immediately adjourn the ARC meeting.
28. FL Statute 720.306(10) allows public meetings to be recorded. This should be expected for all public meetings.

## Design Guidelines

### Contractors

29. Florida Statute 489 requires contractors working for compensation to be licensed and insured in Florida. Activities not requiring a license are found at [www.myfloridalicense.com](http://www.myfloridalicense.com).
30. Florida Statute 440 requires Employers conducting work in the State of Florida to provide workers' compensation insurance for their employees. Furthermore, all professional contractors and service providers are required by law to carry liability insurance to cover their activities.
31. Proof of general liability insurance, auto liability, and workers' compensation coverage, including limits, is required for all contractors. The homeowner is responsible for ensuring each contractor follows all Florida statutes for licensing and insurance.
32. The homeowner is responsible for obtaining and displaying all required permits.
33. All improvements shall comply with applicable federal, state, and local laws and regulations.
34. Potentially noisy work shall be done between 7:30 am and 7:30 pm.

### Lot Usage

35. No open carports are permitted.
36. Each dwelling shall have an attached garage.
37. Any exterior swimming pool/hot tub shall be permanent, in-ground, and screened from view from rights-of-way.
38. No mailboxes are permitted on any lot. Mailboxes are established and maintained by the HOA as a common expense.
39. No rubbish, debris, or other nuisance, is allowed to accumulate anywhere on your lot for more than five (5) days.
40. Firewood, building materials, or any permanent or long-term storage is not permitted above any easement. All objects, including landscaping, may not touch your neighbor's home.
41. In accordance with the notes on the Planned Unit Development (PUD) Certification on file, all lots in Bay Tree have binding easements for utility, maintenance, and roof overhang. Covenants Article 4.2(i) gives authorized persons the right to use this easement, whether the owner is present or not, if there is an emergency. Covenants Article 10 explains all rights regarding easements. If a homeowner wishes to install landscaping, including foliage, mulch, pavers, or any other semi-permanent construction on this easement, they do so with the understanding that it may be destroyed by the person(s) conducting maintenance (dominant tenement) on the easement, and the homeowner (subservient tenement) is responsible for the costs of replacement. No permanent construction is allowed on these easements. The homeowner and/or contractor conducting maintenance (dominant tenement) assumes all liability if an accident occurs on the neighbor's (servient tenement) property. Notice to the affected homeowner for non-emergency access shall be provided at least 72 hours in advance.



Bay Tree Homeowners Association  
ARC Design Guidelines

42. When cleaning, painting, or other maintenance occurs, it is the homeowner's responsibility to ensure no damage is done to neighboring property and said property, if damaged, is returned to the condition before commencement of the activity.

### Home Exterior

43. Exterior building materials must remain consistent with existing materials used within Bay Tree. Stucco will be the primary exterior finish and shall appear on all elevations with the exception of an extruded aluminum lanai.
44. Replacement screen porches and lanai enclosures must be submitted to the ARC for approval. Construction that goes beyond exact replacement shall follow the guidelines for materials, colors, and roof selections.
45. Repairs, replacing like-for-like using colors and materials listed in the current Design Guidelines, including repainting, replacements, and normal routine maintenance that does not alter the look and feel of the home, may be approved by one ARC member outside an ARC meeting. Before commencing the repair, a homeowner shall submit a complete ARC application with the words "ROUTINE MAINTENANCE" in the description.
46. Homeowners must clean and maintain the exterior appearance of homes to ensure uniformity in appearance, maintenance, and the ambiance of the community.
47. Homeowners may not obstruct common areas, and all exterior utility units, such as Air conditioners, generators, or subsurface tanks, must be placed entirely on the homeowner's property.
48. All awnings, hurricane barriers, and other similar devices attached to dwellings must be compatible in both design and color with the existing Bay Tree structures and ARC approved color schemes.
49. All awnings, hurricane barriers, windows, and other similar devices shall not unreasonably encroach upon a neighbor's property.
50. Hurricane shutters that are left deployed between severe weather events must be factory white or match the base color of the home.
51. Acceptable hurricane shutters include accordion, roll-down, and corrugated. Hurricane shutters must be factory white or match the base color of the home or must be installed/removed within one week of when granted access to the home by local law enforcement at the end of the severe weather activity.
52. Awnings and shade sails may be considered if they meet the following criteria:  
They shall be of a design without decorative features, such as scallops, fringes, etc.  
Colors, matching the color scheme of the house, shall be used. They shall be consistent with the visual scale of the house to which attached. Frames or structural supports for canvas awning (or similar material) shall be factory white, brown, or match the color of the house. Awnings must be retractable, and shade sails must be removable for severe weather. Awnings may not extend to within 2 feet of your neighbor's house. Awnings shall not be applied to the front side of the house facing the street or between the front door and the street.
53. Lights shall not create a nuisance for other homes. Garage lights should be installed identically on both sides of the garage. The size of the lights will be no more than 9 inches wide by 25 inches in height from the top to the bottom finial. The maximum wattage for a single light fixture may not exceed 1600 lumens/120 watts. Front porch and post lights must match garage lights. High-pressure sodium (yellow-orange) lights are prohibited. Spotlights or floodlights generally create glare and high-intensity light "spill-over" and are not permitted to be used continuously after 11

Bay Tree Homeowners Association  
ARC Design Guidelines

pm. All security lighting should be provided with wall-mounted decorative fixtures (with or without motion detectors). Flood lighting, motion sensors, entrance lighting, etc., shall not be directed outside the applicant's property. Applications for exterior lighting should include wattage, height of light fixture above ground, and a complete description of the light fixture and its proposed location on the property.

- 54. No decorations may include continuous sounds. Holiday decorations may not be installed until 30 days before the holiday and must be removed 30 days after the holiday.
- 55. Address numbers must be affixed above the garage door and must conform to Bay Tree size and color.
- 56. Doors, including screen doors, must have prior ARC approval. Screen door frames must be white or match the color of the house or trim. Security window bars are not permitted.

### Roof and Roof Design

- 57. All roofing shall be approved, in advance, by the ARC.
- 58. The primary roof of the home must match Hanson Hacienda, Morocco barrel cement tile. Since this is no longer in production, the ARC has approved three replacement options that closely match the original roof.
- 59. Tile colors must be consistent with the existing, approved roofs in Bay Tree.
- 60. Roofs shall be periodically cleaned. Spillover from cleaning shall be properly mitigated to minimize damage to plants and property.
- 61. Secondary roofs – such as Lanai or porch roofs -- may be constructed of tile, aluminum, or concrete. A non-tile roof must be painted white or match the body color of the home.
- 62. Gutters, fascia, and soffits are to be factory white or match the body color of the home. Gutter guards, when employed, are to match the color of the gutter so they blend into the roofline. All items must be the same color.

### Landscaping and Ornaments

- 63. The Bay Tree HOA is responsible for mowing of lawns, landscape trimming, and maintenance of sprinkler systems. The HOA board and authorized agents shall have the right, at reasonable times and hours, to enter upon any lot of any living unit without prior notice to perform landscape maintenance and inspection.
- 64. Owner, residents, and tenants of each unit shall cooperate in all respects to facilitate the HOA obligation to repair and maintain the exterior condition of the lot, lawn, irrigation, and landscaping.
- 65. All landscape plantings are subject to ARC review and approval with the following exceptions: the removal of plantings located within the lot limits, the planting of annuals within approved/existing landscaped areas of the lot. Trees are not allowed to be planted between houses. Large areas of landscape plantings that either significantly block the view of the home and/or impact access by the HOA's landscape contractors will not be permitted. Invasive plants listed at <https://www.fleppc.org/list/list.htm> will not be permitted.
- 66. Plants and shrubbery should be native Florida or Florida-friendly plants. FS 373.185(1) (b) "Florida-friendly landscaping" means quality landscapes that conserve water, protect the environment, are adaptable to local conditions, and are drought-tolerant. The principles of such landscaping include planting the right plant in the right place, efficient watering, appropriate fertilization, mulching, attraction of wildlife, responsible management of yard pests, recycling yard waste, reduction of stormwater runoff, and waterfront protection.

Bay Tree Homeowners Association  
ARC Design Guidelines

67. Homeowners are responsible for trimming all plants/shrubs/trees so they do not unreasonably impose on others' property. Falling fruits, nuts, leaves, and fronds that might become a nuisance to your neighbor must be remedied. All mature plants between homes shall not exceed the height of the lowest gutter. Root balls of the mature plant must be small enough to prevent damage to any foundations. All vegetation must be trimmed so it does not touch your neighbor's house.
68. Florida Protected Trees and shrubbery (e.g. Mangroves) shall be protected and may not be trimmed, cut, or otherwise impacted without BOD Approval.
69. Landscaping projects shall be completed promptly and comply with paragraphs 21 and 22 of this document. No debris or unfinished work may persist for more than five (5) days. If there are extenuating circumstances, it is the homeowner's responsibility to notify the ARC.
70. Landscape items must be maintained. Dilapidated items shall be promptly removed or repaired.
71. If the homeowner makes changes to their landscape that damage the irrigation system, it is the homeowner's responsibility to have this repaired in a timely manner.
72. Before you or your contractor digs, call Sunshine Utilities (800) 432-4770 to have your utilities marked. If necessary, contact the irrigation company to mark the irrigation wiring.
73. An arbor/trellis is a decorative bar supported by vertical shafts used to support vines or hanging plants. It shall not exceed 8 feet in height from the ground and shall not be enclosed to create a solid barrier. The color must be black, natural, or match the house color. All arbors/trellises between 4 and 8 feet high must be approved by the ARC before installation. Arbors/trellises less than 4 feet do not require ARC approval, and those greater than 8' are not permitted. No arbor may be installed between the front door and the street. An Arbor/Trellis must be removable in the event of severe weather. Pergolas are not allowed. All decorations must be self-supporting and sturdy.
74. All exterior decorative objects exceeding 36 inches in height and/or 18 inches in width, depth, or diameter, including natural and man-made objects, require ARC review and approval. This review shall be based upon their size, color, appropriateness with the surrounding area, and their visual impact on adjoining lots and common space. Exterior decorative objects that exceed the size requirements are subject to ARC review. These include, but are not limited to, bird baths, driftwood, globes, landscape poles, outdoor kitchens, oversized flower pots, planters, plaques, religious items, sculptures, statues, stumps, and small pools/ponds. Dangerous wood-burning objects, including but not limited to fire pits or chimeneas, are not allowed. Decorative objects may not touch the adjacent home and/or lot. No decorative object may be attached to the side of your house adjoining your neighbor's lot or the side facing the street.
75. Flags are permitted as allowed by FS 720.304.2. A homeowner may display one portable, removable United States flag or official flag of the State of Florida, and one portable, removable official flag, in a respectful manner, not larger than 4.5 feet by 6 feet, which represents the United States Army, Navy, Air Force, Space Force, Marine Corps, or Coast Guard, a POW-MIA flag, or a current US State flag. No home may display more than two flags at a time.
76. Low Voltage lighting located along a walkway or among shrubbery will be considered so long as it does not detract from or overwhelm the overall lighting appearance of the home and property and is not a nuisance to your neighbors. Low Voltage lighting that complies with the approved Design Guidelines does not require ARC approval.
77. Mulch, gravel, bricks, timber, and similar materials may be used minimally as design elements but should not dominate the landscape design. Monolithic paving or covering front or side yards or portions thereof with gravel, or pebbles as the principal design element will not be permitted.

Bay Tree Homeowners Association  
ARC Design Guidelines

- 78. Mulch color and style must match the mulch color and style applied by the Bay Tree HOA to the common areas. Mulch, rocks, bricks, timber, and similar materials that comply with the approved Design Guidelines does not require ARC approval.
- 79. The use of interior furniture, particularly overstuffed furniture, on patios, decks, porches, and in yards is prohibited. Furniture left outdoors must be kept in good repair. Outdoor furniture must be of a scale and style which does not detract from the appearance of the area. Use of outdoor or lawn furniture meeting this standard does not require ARC approval.

### Driveways and Sidewalks

- 80. All driveways, sidewalks, and parking lots shall have hard, impervious, dustless surfaces constructed of concrete, pavers, or other approved materials. All changes must be approved by the ARC.
- 81. If changes are made, the owner will install access conduits at strategic locations in the driveway and/or sidewalk to facilitate future electrical, sprinkler, or other utilities as necessary.
- 82. It is the homeowner's responsibility to ensure utility mark-outs are completed prior to construction.
- 83. Homeowners shall ensure driveways and sidewalks remain clean and free of oil, dirt, peeling finish, and other stains and nuisances.
- 84. If a neighbor or utility company needs access to underground utilities, it is the homeowner's responsibility to remove and replace this portion of the driveway and/or sidewalk. Unless this is an emergency, the neighbor or utility requiring access shall provide a minimum of fourteen (14) days' notice to the homeowner. This notice is to be provided in writing via the property management company.

### Fences and Walls

- 85. All temporary or permanent fence and wall construction must have prior approval by the ARC.
- 86. Retaining walls must be made of brick or natural stone.
- 87. Among the criteria considered in fence approval are height, material, and street, neighbor view. As a matter of precedent, fences are approved only when the most attractive side of a fence (if the sides are different) faces the street and your neighbors.
- 88. Fences shall not block common areas or right of way.
- 89. Fences and solid hedges may not extend more than ten feet beyond the garage toward the street.
- 90. Chain link fencing may not be used.

### Utility and Antennas

- 91. All utilities, including electrical, telephone, cable television, etc., shall be installed underground.
- 92. All utility installations shall be installed according to the applicable building codes in effect at the time of installation.
- 93. No visible, permanent antennas shall be permitted.
- 94. Satellite dishes must be reviewed for location. Dish receivers should not exceed one (1) meter in diameter or diagonal measurement. The criteria for location approval are reception ability and screening from view. The device should not be seen from normal external viewing areas of the house, street, or neighbors' views. If placed on the ground, proper landscape screening is required.
- 95. Antenna wires shall not be visible or shall be concealed within the structure of the house or buried underground.

Bay Tree Homeowners Association  
ARC Design Guidelines

### Solar Water Heaters and Clotheslines

- 96. Florida Statute 163.04 allows the installation of solar collectors, clotheslines, or other energy devices based on renewable resources. While this is allowed, we must strive to be considerate of the aesthetics of Bay Tree (see below).
- 97. Piping, fasteners, and frames to solar panels must be painted to match the adjacent exterior structure color (e.g. roof, wall, and trim). These shall be concealed from view by neighboring lots and right of ways when feasible.
- 98. Only retractable clotheslines are permitted and must be installed between the front door and the rear of the lot. Clothes may not be left out overnight. Clotheslines shall not be a safety hazard or a nuisance.

### Signs and Advertising

- 99. No signs or advertising devices of any character shall be permitted on or about any lot without the approval of the ARC.
- 100. Open-house signs are permitted for the duration of the open-house. These must be temporary in nature and removed after the event.

### Garbage, Trash, and Vegetation

- 101. All garbage and trash containers must be placed in an enclosed area so that they will not be visible to surrounding properties.
- 102. Garbage, trash, and vegetation shall be placed at the roadside for pick-up only on regularly scheduled pick-up days.
- 103. Major appliances, interior/patio furniture, and bathroom fixtures may not be used for landscaping. When disposing of these items, they may be placed on the curb no more than 12 hours prior to pick up.

### Accessory or Temporary Buildings.

- 104. In accordance with the Covenants Section 8.11, no tents, accessory, temporary buildings, or structures shall be permitted on any lot unless approved by the ARC.
- 105. External doghouses or other pet structures are not permitted.
- 106. Each lot may have up to two plastic, manufactured storage sheds that can be locked to prevent animal access. Each bin may be up to 3' x 4' x 6' and must reasonably match the color of the wall closest to its exterior location. Bins must be moved indoors or properly secured during severe weather events and when the homeowner/tenant has vacated and sealed their home. These bins may only be placed between the front door and the back of the lanai and must not obstruct the right-of-way.

### Common Area Changes

- 107. As per Covenants Section 10.8, No Owner shall be permitted to plant additional vegetation or make other alterations to the common areas without approval of the BOD and ARC, nor shall any owner be allowed to irrigate into common areas. Proposed changes shall be submitted to the ARC. If approved, the proposed change, with approval, shall be submitted to the Board of Directors for final approval. Landscape changes to common areas must conform to the approved Bay Tree Landscape Plan.

Bay Tree Homeowners Association  
ARC Design Guidelines

## Colors and Building Materials

### House Exterior Colors

108. In order to maintain the quality of the subdivision, and to assure uniformity in the appearance, maintenance, and ambiance of the community, all exterior colors blend with the surrounding “Mediterranean” environment and do not contrast with it. The ARC provides the following approved colors for the exterior of your home. Some named colors listed in prior guidelines are no longer available, so the ARC will review the RGB (Red, Green, & Blue) color mixture for conformity.
109. Each house may use only one house color and one trim color. Gutters, fascia, soffits, windows, screen doors, and shutters may be factory white or match the house color as long as they are all the same color. No home may have more than three colors.
110. House exterior paint must be Satin Exterior Acrylic.
111. Approved house colors are:

Sherwin Williams  
**7005 Pure White**  
Location: **255-C1**  
RGB: 237 236 230  
#EDECE6

Sherwin Williams  
**7012 Creamy**  
Location: **261-C3**  
RGB: 239 232 219  
#EFE8DB

Sherwin Williams  
**7557 Summer White**  
Location: **262-C3**  
RGB: 244 233 214  
#F4E9D6

Sherwin Williams  
**6182 Ethereal White**  
Location: [258-C5](#)  
RGB: 227 226 217  
#E3E2D9

Sherwin Williams  
**6168 Moderne White**  
Location: [258-C6](#)  
RGB: 226 224 215  
#E2E0D7

Sherwin Williams  
**SW 2439 Cabana Melon**  
**discontinued by SW**  
RGB: 242 224 207  
#F2E0CF

Sherwin Williams  
**7009 Pearly White**  
Location: [254-C2](#)  
RGB: 232 227 217  
#E8E3D9

Sherwin Williams  
**7013 Ivory Lace**  
Location: [254-C3](#)  
RGB: 236 239 216  
#ECE5D8

*Other paint brands that match the approved RGB colors may be permitted with ARC approval. The color swatch showing the RGB formula must be included in the application.*

Bay Tree Homeowners Association  
ARC Design Guidelines

House Trim (Accent) Colors

112. Windows and trim colors should be compatible with the overall color scheme of the house. If window shutters or hurricane panels are being considered, they must appear functional and fitted with operable hardware. Window glazing film or coating shall not reflect more than 50% of the ambient external light.
113. Trim includes molding, door frames, and other non-flat areas of the home. The garage door may be painted to match either the trim color or the base house color. Adjacent Homes may not have the same trim color.
114. House exterior trim paint must be Satin Exterior Acrylic.
115. The ARC provides the following approved trim colors for the exterior trim of your home.

Sherwin Williams  
**2165 Rococo Beige**  
RGB:223 204 190  
#DFCCBE

Sherwin Williams  
**2284 Dusty Pink**  
RGB:220 195 188  
#DCC3BC

Sherwin Williams  
**6316 Rosy Outlook**  
RGB:235 206 203  
#EBCECB

Sherwin Williams  
**6331 Smoky Salmon**  
RGB:226 182 167  
#E2B6A7

Sherwin Williams  
**6338 Warming Peach**  
RGB: 228 185 162  
#E4B9A2

Sherwin Williams  
**6344 Peach Fuzz**  
RGB: 236 207 187  
#ECCFBB

Sherwin Williams  
**7706 Creole Cottage**  
RGB: 231 184 154  
#E7B89A

Porter  
**225-4 Hush Puppy**  
RGB:231 176 149  
#E7B095

Porter  
**324-4 Orange Maple**  
RGB:213 160 132  
#D5A084

Behr  
**8405 Rosetta**  
RGB:202 149 155  
#CA959B

Behr  
**UL120-16 Pink Ginger**  
RGB:204 164 152  
#CCA498

Behr  
**N510-4 Supernova**  
RGB 159 164 168  
#9FA4A8

Sherwin Williams  
**2438 Musk Rose**  
RGB :225 208 198  
#E1D0C6



Bay Tree Homeowners Association  
ARC Design Guidelines

<p>Sherwin Williams <b>6302 Innocence</b> Location: <a href="#">111-C1</a> RGB: 235 209 207 #EBD1CF</p>	<p>Sherwin Williams <b>6303 Rose Colored</b> Location: <a href="#">111-C2</a> RGB: 220 182 181 #DCB6B5</p>	<p>Sherwin Williams <b>6304 Pressed Flower</b> Location: <a href="#">111-C3</a> RGB: 195 147 147 #C39393</p>
<p>Sherwin Williams <b>6337 Spun Sugar</b> Location: <a href="#">124-C1</a> RGB: 237 210 192 #EDD2C0</p>	<p>Sherwin Williams <b>6338 Warming Peach</b> Location: <a href="#">124-C2</a> RGB: 228 185 162 #E4B9A2</p>	<p>Sherwin Williams <b>6339 Persimmon</b> Location: <a href="#">124-C3</a> RGB: 217 152 124 #D9987C</p>
<p>Sherwin Williams <b>6352 Soft Apricot</b> Location: <a href="#">126-C2</a> RGB: 224 179 146 #E0B392</p>	<p>Sherwin Williams <b>9010 Windswept Canyon</b> Location: <a href="#">126-C2</a> RGB: 219 164 128 #DBA480</p>	<p>Sherwin Williams <b>6353 Chivalry Copper</b> Location: <a href="#">126-C3</a> RGB: 212 150 110 #D4966E</p>
<p>Sherwin Williams <b>6176 Liveable Green</b> Location: <a href="#">213-C1</a> RGB: 206 206 189 #CECEBD</p>	<p>Sherwin Williams <b>6177 Softened Green</b> Location: <a href="#">213-C2</a> RGB: 187 188 167 #BBBCA7</p>	<p>Sherwin Williams <b>6178 Clary Sage</b> Location: <a href="#">124-C1</a> RGB: 172 173 151 #ACAD97</p>
<p>Sherwin Williams <b>6212 Quietude</b> Location: <a href="#">218-C2</a> RGB: 173 187 178 #ADB3B2</p>	<p>Sherwin Williams <b>6213 Halcyon Green</b> Location: <a href="#">218-C3</a> RGB: 155 170 162 #9BAA92</p>	<p>Sherwin Williams <b>9133 Jasper Stone</b> Location: <a href="#">218-C4</a> RGB: 141 158 151 #8D9E97</p>
<p>Sherwin Williams <b>6225 Sleepy Blue</b> Location: <a href="#">220-C1</a> RGB: 188 203 206 #BCCBCE</p>	<p>Sherwin Williams <b>6226 Languid Blue</b> Location: <a href="#">220-C2</a> RGB: 164 183 189 #A4B7BD</p>	<p>Sherwin Williams <b>6227 Meditative</b> Location: <a href="#">220-C3</a> RGB: 150 170 176 #96AAB0</p>

Bay Tree Homeowners Association  
ARC Design Guidelines

Sherwin Williams  
**9054 Little Boy Blu**  
Location: [173-C1](#)  
RGB: 199 216 219  
#C7D8DB

Sherwin Williams  
**9055 Billowy Breeze**  
Location: [173-C2](#)  
RGB: 175 199 205  
#AFC7CD

Sherwin Williams  
**9056 French Moire**  
Location: [173-C3](#)  
RGB: 159 187 195  
#9FBBC3

Sherwin Williams  
**6106 Kilim Beige**  
Location: [204-C1](#)  
RGB: 215 197 174  
#D7C5AE

Sherwin Williams  
**6107 Nomadic Desert**  
Location: [204-C2](#)  
RGB: 199 177 152  
#C7B198

Sherwin Williams  
**6108 Latte**  
Location: [204-C3](#)  
RGB: 186 161 133  
#BAA185

Sherwin Williams  
**6148 Wool Skein**  
Location: [207-C1](#)  
RGB: 217 207 186  
#D9CFBA

Sherwin Williams  
**6149 Relaxed Khaki**  
Location: [207-C2](#)  
RGB: 200 187 163  
#C8BBA3

Sherwin Williams  
**6150 Universal Khaki**  
Location: [207-C3](#)  
RGB: 184 169 146  
#B8A992

*Other paint brands that match the approved RGB colors may be permitted with ARC approval. The color swatch must be included in the application, identifying the RGB mixture and color name. Contact your painter for swatches matching the name/code.*

### Lanai and Windows

- 116. Lanai and Window frames must be factory white.
- 117. Screens must be charcoal color.
- 118. Lanai roofs must be factory white or match the house body color.

### Tiled Roof

- 119. Replacement tile roof shall match the original Hanson Hacienda Morocco barrel cement tile. Since this is no longer available, the ARC has approved the use of one of the following choices:

Company	Profile	Color
Boral	Villa 900	South Beach
Entegra	Estate	Malibu Sand
Eagle	Malibu	Calico



### Fences

- 120. Fence color shall match the fence color at the pool and front gate.

Bay Tree Homeowners Association  
ARC Design Guidelines

Driveways, Sidewalks, and Parking Lots

Pavers

121. Paver size must be a minimum of 6 inches and a maximum of 12 inches. The preferred size is 6x9 inches.
122. Pavers shall be selected from the following tricolor blends offered by US Paverscape or comparable blends from other sources.



**Bentcreek**



**Brookline**



**Lustre I**



**Crimson Blend**



**Mirasol**



**Windy City**



**Virginia**



**Caribbean**



**Harvest Blend**

123. Paver values shall be less than 5 on a scale of 1 to 10.

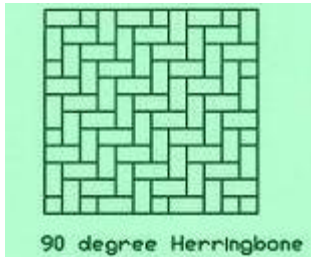


Bay Tree Homeowners Association  
ARC Design Guidelines

124. Pavers must be installed in a 45-degree or 90-degree herringbone, L, T, or comparable pattern with a solid border as seen from the street.



45 degree herringbone



90 degree Herringbone




45 degree Herringbone with  
Solid Border


125. Future paving and repairs, new colors and design shall, within reason, match existing colors and designs.
126. Driveways shall be no more than nineteen (19) feet wide. When replacing driveways, a minimum 2.5" PVC conduit must be installed 4 feet from the curb for future plumbing/wiring needs. It is recommended to insert a piece of wire through this to make it easier to find with a metal detector.

#### Concrete Stains

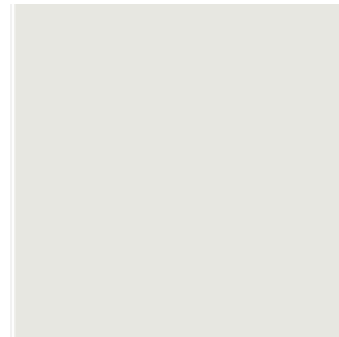
127. Driveways and sidewalks may be stained white or left natural concrete color. Prior to staining, driveways and sidewalks must have all dirt, oil, and/or prior finish stains removed.
128. All exterior concrete must be stained uniformly.
129. Acceptable Stains include:
- Behr (or comparable)



811/PFC-72 White Cloud



836 New White/PFC-21 Grain



197 White/PFC-66 Ice White

Bay Tree Homeowners Association  
ARC Design Guidelines

## Non-Compliance with ARC Guidelines

130. Fines are assessed in accordance with FL Statute 720.305.

Applicable Language:

(2) An association may levy reasonable fines. A fine may not exceed \$100 per violation against any member or any member's tenant, guest, or invitee for the failure of the owner of the parcel or its occupant, licensee, or invitee to comply with any provision of the declaration, the association bylaws, or reasonable rules of the association, unless otherwise provided in the governing documents. A fine may be levied by the board for each day of a continuing violation, with a single notice and opportunity for hearing, except that the fine may not exceed \$1,000 in the aggregate unless otherwise provided in the governing documents. A fine of less than \$1,000 may not become a lien against a parcel. In any action to recover a fine, the prevailing party is entitled to reasonable attorney fees and costs from the non-prevailing party as determined by the court.

...

(b) A fine or suspension levied by the board of administration may not be imposed unless the board first provides at least 14 days' notice to the parcel owner and, if applicable, any occupant, licensee, or invitee of the parcel owner, sought to be fined or suspended and an opportunity for a hearing before a committee of at least three members appointed by the board who are not officers, directors, or employees of the association, or the spouse, parent, child, brother, or sister of an officer, director, or employee. If the committee, by majority vote, does not approve a proposed fine or suspension, the proposed fine or suspension may not be imposed. The role of the committee is limited to determining whether to confirm or reject the fine or suspension levied by the board. If the proposed fine or suspension levied by the board is approved by the committee, the fine payment is due 5 days after notice of the approved fine is provided to the parcel owner and, if applicable, to any occupant, licensee, or invitee of the parcel owner. The association must provide written notice of such fine or suspension by mail or hand delivery to the parcel owner and, if applicable, to any occupant, licensee, or invitee of the parcel owner.

131. The HOA BOD may assess a fine up to \$100 per violation. The fine may be levied for each day the violation continues. The total fine for a specific violation is capped by law at \$1,000 per violation plus the cost to bring into compliance and potential civil costs at the HOA BOD discretion. Fines levied against a homeowner must be approved by the Fining Committee before they are imposed on the homeowner.

132. An ARC Member, HOA Director, or property management company representative may periodically inspect homes in the neighborhood for compliance. Any home deemed out of compliance with these criteria will be promptly notified in writing.

## Remedy of Fines

133. Once a notice of fine is given to the homeowner or resident, the homeowner or resident has fourteen (14) calendar days to request an appeal. **A request for appeal shall be sent by certified**

Bay Tree Homeowners Association  
ARC Design Guidelines

**mail, return receipt requested, to the property management company c/o Bay Tree BOD.**

134. If the HOA BOD does not receive a request for appeal within fourteen (14) calendar days, the fine becomes levied. At this point, the fine will be submitted to the Fining Committee for review and approval. The HOA BOD may follow all lawful procedures to impose and collect the fines.
135. The levied fine is to be reviewed by the Fining Committee appointed by the Bay Tree Board of Directors at the committee's next meeting. Their options are: 1) Confirm and impose the fine. 2) Reject the fine, or 3) delay the decision if a valid reason is provided. The decision of this committee is final.

# Architectural Change Application

## Bay Tree HOA - Architectural Review Committee (ARC)

100 Pepper Lane, Jensen Beach, FL 34957

Name of Applicant/Homeowner	Address of Unit
Address of Applicant	Date of Application
Telephone Number of Applicant	Email of Applicant

### DESCRIPTION OF ADDITION OR MODIFICATION

Submit one (1) copy of this form for each proposed addition or modification, accompanied where appropriate by floor plans, exterior elevations (all views), and site plan/property survey showing applicable setbacks, dimensions from property lines to proposed landscape, structures, etc. Include photographs, proposed colors, patterns, materials, and all additional information necessary for the ARC to make an informed decision. Submit this packet to [arc@baytree-hoa.com](mailto:arc@baytree-hoa.com) or the management company [ashleyb@watsonrealtycorp.com](mailto:ashleyb@watsonrealtycorp.com) at least 3 days before the next ARC meeting.

**The application review period begins when all required information is provided.**

**Select:**              Approval                      Routine Maintenance                      Emergency Repair

Describe the proposed additions or modifications

### APPLICANT ACKNOWLEDGEMENT

I acknowledge that I have read and understand this Application and the published Design Guidelines. **I understand that submission of the application does not guarantee approval and that any approval must be received in writing, prior to making the alterations sought in this application.** I understand the approval or denial is based on adherence to requirements and aesthetics of the proposed change, but does not certify the construction worthiness, structural integrity, or state and local approval of the proposed change. I understand that if I am digging, I or my contractor must contact the appropriate utilities prior to digging. I understand it is the owner's responsibility to follow all state and local building codes and setback requirements when making a change and that a building permit may be required. I understand that I may not deviate from the approved plans and variations will require a resubmission. (See conditions of approval on page 2)

Signature of Applicant	Date
------------------------	------



# Architectural Change Application

## CONDITIONS OF APPROVAL AND ACKNOWLEDGMENTS

**Initial** the following to confirm your understanding

- \_\_\_\_\_ 1. Before you or your contractor digs, call Sunshine Utilities (800) 432-4770 to have your utilities marked. If necessary, contact the irrigation company to mark the irrigation wiring.
- \_\_\_\_\_ 2. All required permits must be obtained and properly displayed by the homeowner prior to work commencing.
- \_\_\_\_\_ 3. All colors are in accordance with the approved Design Guidelines. Color swatches are included in the Application.
- \_\_\_\_\_ 4. Homeowner is responsible for coordinating and costs for the capping of irrigation systems for any subsurface work proposed with the association's irrigation contractor. The homeowner must coordinate in advance with the irrigation contractor to have this work performed.
- \_\_\_\_\_ 5. Homeowner is responsible for maintaining, watering, pruning, trimming, and fertilizing all landscape materials approved by the ARC including the removal and installation of the material. No landscape materials may encroach on neighboring properties or common areas from inception to mature growth.
- \_\_\_\_\_ 6. Solar Panels. Piping, fasteners, and frames to solar panels must be painted to match the adjacent exterior structure color (e.g. roof, wall, or trim). It shall be concealed from view by neighboring lots and right of ways.
- \_\_\_\_\_ 7. Fences, Walls, & Hedges. No chain link fences are permitted. The composition, location, and height of any fence, wall, or hedge to be constructed shall be marked on the property survey. The mature height of any proposed landscape hedge must be disclosed.
- \_\_\_\_\_ 8. The homeowner is responsible for ensuring each contractor is in compliance with all Florida statutes for licensing and insurance.
- \_\_\_\_\_ 9. All potentially noisy work will be done between 7:30 am and 7:30 pm.
- \_\_\_\_\_ 10. If approved, this application is valid for six (6) months from the first date below. See ARC Design Guidelines

\*\*\*\*\* **ARC USE ONLY** \*\*\*\*\*

Additional Comments/Conditions:

Reasons for Rejection/Steps to Approval:

	[ ]	[ ]	
ARC Signature	Approved	Declined	Date
	[ ]	[ ]	
ARC Signature	Approved	Declined	Date
	[ ]	[ ]	
ARC Signature	Approved	Declined	Date

# Architectural Complaint Form

## Bay Tree HOA - Architectural Review Committee (ARC)

100 Pepper Lane, Jensen Beach, FL 34957

The Bay Tree ARC/Board of Directors has determined that complaints shall be submitted in writing via the management company. This will become part of the BOD official documentation.

### COMPLAINANT INFORMATION (HOMEOWNER FILING THE COMPLAINT)

Name of Complainant	Address of Complainant
Email of Complainant	Date of Complaint
Telephone Number of Complainant	Email of Complainant

### VIOLATION INFORMATION

Homeowner Name	Address
Date of Violation	

Violation: The nature of the alleged violation and a description of the factual basis of the complaint. – Who, what, when, where. Attach photos or supporting information.

Citation: State the specific Covenant, Design Guideline, or other published regulation that is violated.

\_\_\_\_\_  
Signature of Complainant (required)

Common Area

# Lot Planning Template

